



High efficiency pumps

WITA Delta HE 100 F | HE 120 F

Product specials

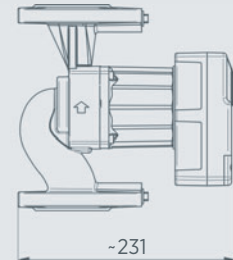
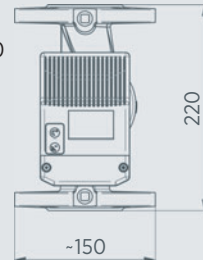
- 5 Years Warranty
- Night mode / min. operation level
- LCD consumption level
- Venting function
- Anti-block function
- also available as PWM and 0-10V version



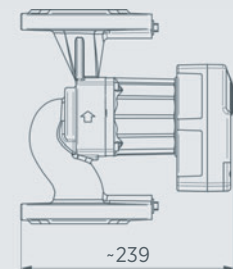
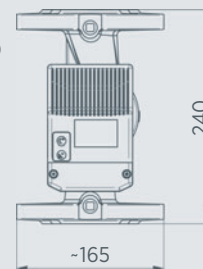
Technical Data

Max. pump lift	10.0 m 12.0 m
Max. flow rate	9.950 l/h 10.150 l/h
Power consumption	5 - 155 W 5 - 175 W
Control	5 constant characteristics, 6 proportional characteristics
Additional function	minimal operation function / manually night mode, automatically night mode, LCD consumption display, venting function, anti-block function
Supply voltage	1 x 230V, 50 Hz
Motor protection	No external motor protection required
Ip rating	IP 42
Ambient temperature	0 °C to +40 °C
Media temperature	+5 °C to +110 °C
Temperature class	TF 110 as per CEN 335-2-51
Max. system pressure	10 bar
Connection size	DN 40, DN 50
Installation lengths	DN 40 / 220 mm, DN 50 / 240 mm
Pump housing material	variant in grey cast iron, cataphoresis coated
Weight incl. insulation	DN 40 / 7.0 kg, DN 50 / 8.0 kg
EEI	≤ 0.23
Special equipment	Also available as PWM and 0-10V version

WITA Delta HE 100 F 40



WITA Delta HE 120 F 50



Characteristic WITA Delta HE 100 F



Characteristic WITA Delta HE 120 F

